


Thank You For Your Order!

R. W. Jameson

Use this sheet to start enjoying your new instrument!


Parts of the Banjo



Have a question?
Email us at:
Help@MDWSUPPORT.COM

Our friendly staff of experts
is here to assist you


Names of Open Strings



Tuning the 5-String Banjo

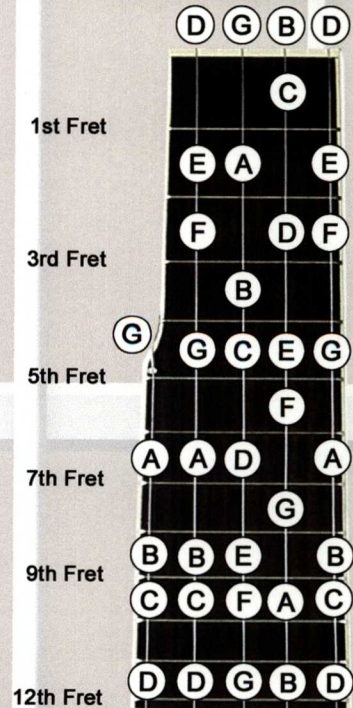
(Standard Open G tuning)

● Black dots indicate placement of finger



Online Tuning &
Lesson Videos at
MDWSUPPORT.COM

Neck Chart



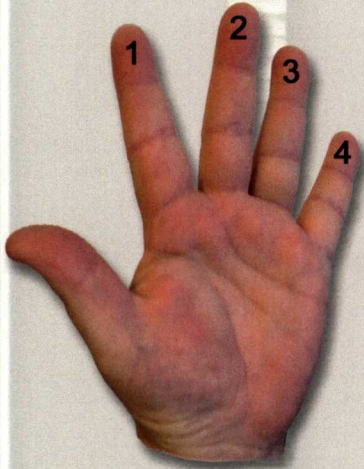
Playing A 5-String Banjo

Country and bluegrass music rely heavily on the banjo for their distinctive sounds. The picking hand - particularly the thumb, index, and middle fingers - use various rolling or clawhammer patterns to pluck the banjo's strings.

For more on this, please visit
MDWSUPPORT.COM

Reading Chord Symbols

Numbers on chord symbols correspond to fingers on the hand. An 0 means play the string open, while an X means do not play that string. For more on this, please visit MDWSUPPORT.COM



Major Chords

C 02013	C# X3124	D X0123	D# X3124
E X2103	F X3214	F# X3214	G 03214
G# X1111	A X1111	Bb X1111	B X1111

7th Chords

C7 02413	D7 X0210	E7 X2143	F7 X3211
G7 03211	A7 01114	B7 X4201	

Minor Chords

Am X2314	Bm X2314	C#m X2314	Dm X0134
Em 01002	G#m X2104	F#m X3124	

Diminished & Augmented Chords

Adim X1211	Cdim X1211	C#dim X1211
Ddim X1211	Ebdim 01211	
Aaug X3124	Caug X3124	C#aug X3124
Daug X3124	Faug X3124	

6th, 9th, & Suspended Chords

A6 X1113	D6 00100	G6 04321
A9 X1314	D9 X1121	Asus X1121