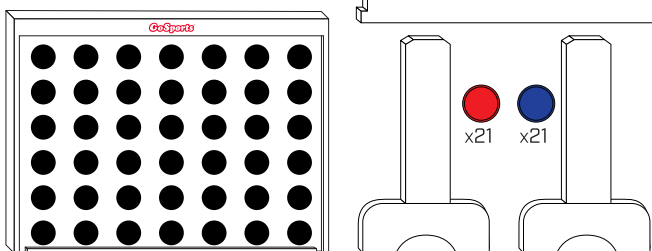


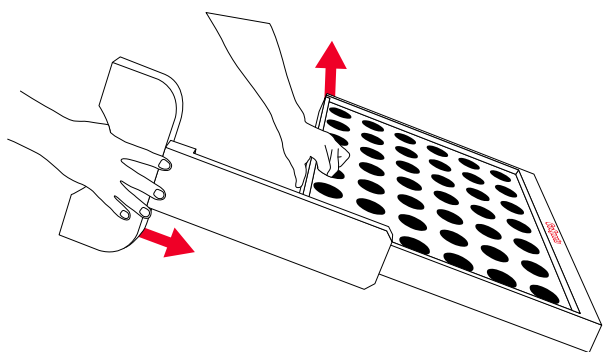
Giant 4 In A Row

Includes:

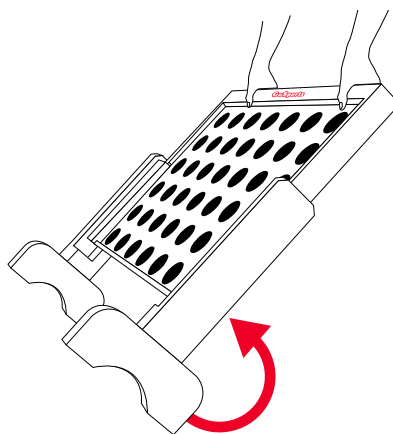
- 4 In A Row Game Board
- Release Bar
- (2x) Legs
- (21x) Red Coins (21x) Blue Coins
- Coin Bag



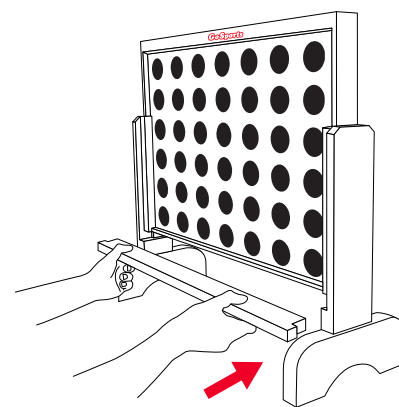
How to Set Up:



1. Lift bottom edge and slide both legs on as shown above.



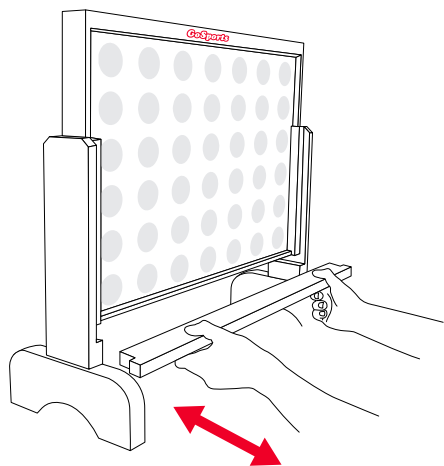
2. Tilt game board upright to its standing position.



3. Slide Release Bar into empty slot to hold coins.

To Start New Game:

First, clear the board of any red and blue coins by simply pulling out the Release Bar. Be sure to replace the Release Bar before the next game.



Coin Bag:

Before packing up, release ALL coins from the Game Board and place inside coin bag.



Giant 4 In A Row

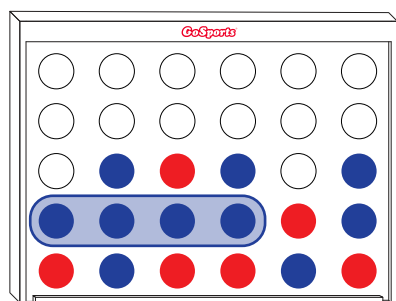
Objective:

Be the first player or team to get four of your colored coins in a row – horizontally, vertically, or diagonally.

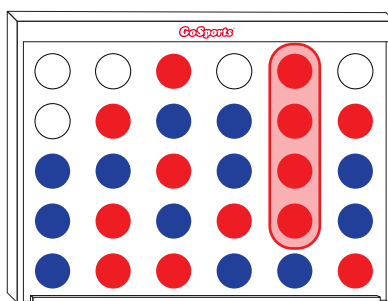
How to Play:

- 1: Games are played between 2 teams (1-on-1 or 2-on-2). If played with 2 player teams, teammates alternate turns.
- 2: Teams should pick their coin color (red or blue) and then decide who plays first (rock-paper-scissors, coin flip, etc.).
- 3: On your turn, drop one of your coins down any of the slots on top.
- 4: Continue alternating turns until one player gets "four-in-a-row." You can win horizontally, vertically or diagonally.
- 5: If the grid fills up before there is a winner, the game is a tie.

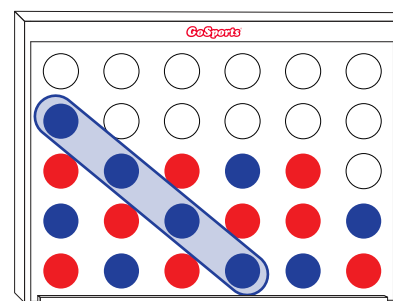
Ways To Win "4-In-A-Row"



Horizontal



Vertical



Diagonal

Customer Service:

If you have any questions or concerns regarding your GoSports® Giant 4 In A Row, please reach out to us at info@pandpimports.com and we will get back to you right away. We 100% stand behind our products and want to make sure you get the full enjoyment that you paid for. Enjoy!

WARNING - Read Before Using

- Always setup on a flat, even surface.
- Do not allow children to hang or climb on the game. Doing so may cause the game to tip over causing bodily harm.
- Recommended for ages 12+. Adult supervision required.
- Never leave the game outdoors or expose it to the elements. Always store the game in a dry area.
- If you need to move the assembled game, the game must be lifted by the legs by 2 people (one on each side).