

High Score

Challenge accepted!

For 2 to 5 Players
ages 8 and up

Game concept

An ingenious dice game with unique challenges.


Every round, players are given a new challenge. Turning over a new challenge card will tell players how to score points this round and how you can re-roll your dice. Will even numbers score zero points this round? What effect does the vortex have in this round? After the first player finishes their turn, the other players can attempt to beat their score. But be careful, risk too much and you may come away from this clever game empty-handed.

KOSMOS

Playing materials

- 1 playing board
- 5 playing pieces
- 5 30+ markers
- 7 custom dice (1, 2, 3, 4, 5, 6)
- 21 challenge cards
- 21 point chips (7x each in gold, silver, bronze)

Before your first game, carefully punch out all of the playing materials.



Game preparation

Put the **playing board** in the center of the table.

Each player chooses a color:

- Put your **playing piece** in the center of the playing board.
- Place your **30+ marker** in front of you with the blank side facing up.

Lay the dice and **point chips** (gold, silver, and bronze) next to the playing board.

Shuffle the **challenge cards** and place seven of them face down next to the playing board in a pile. Return the remaining cards to the box, also turned face down.

How to play

This game is comprised of seven rounds, hence there are seven challenge cards for one game. A new challenge card is turned over each round. Take turns rolling the dice and attempting to achieve the highest score according to the current challenge card rules. When a player is finished rolling the dice, use their playing piece to mark their score on the playing board. At the end of each round, the three most successful players receive a point chip in gold, silver, or bronze.



Playing a round

Turn over a challenge card: Turn over the top card in the challenge card pile and make sure that each of you understands what the new challenge is — see the “Challenge Cards” section for details.

Decide who will start, then proceed in a clockwise direction.

- **Roll the dice:** The player whose turn it is rolls all seven dice. Follow the rules on the challenge card to determine which dice you can re-roll and then tally your score.
- **Move your playing piece:** If you manage to achieve a positive score, place your playing piece to the corresponding position on the playing board. (You do not place your playing piece if the outcome is negative or zero). Only one playing piece can be placed on each space on the playing board. If you land on an occupied space, you must place your playing piece on the next lower space. If your score exceeds 30 (e.g. you score 37), indicate the score by turning over your 30+ marker in front of you to the side featuring the number “30” and placing your piece on the space numbered 7.

Note: On the rare occasion that two playing pieces end up **on the same space**, but with two **different** scores (person A has the score 37 and person B has the score 7), they may both remain on this space.

Once you have all had your turn rolling the dice and placing your playing pieces, distribute the point chips.

Distribute the point chips: The player whose playing piece corresponds to the highest score receives a gold point chip; the second and third highest scores receive a silver and bronze point chip respectively.

(In a game with two players, only award the gold and bronze point chips.)

Players who do not achieve a positive score cannot receive a point chip.

End of the round: Return the **challenge card** played to the box and the **playing pieces** to the center of the playing board. If you turned over your **30+ marker** during the round, turn it back over to the blank side again.

New starting player: The player who won the **gold point chip** then turns over the next challenge card in the pile and starts the next round.

End of the game and winner

The game ends after seven rounds. Each of you then adds up the points on your point chips:



The player with the most points wins.

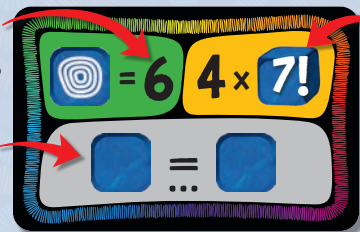
In the event of a tie, the tied player with the most gold point chips (and then the most silver point chips) wins. Is there still a tie you share the victory.

Challenge cards

The challenge cards contain three different pieces of information:

Vortex value
What is the vortex value for this round?

Dice scoring
Which dice count in the scoring?




Type of dice roll
How and how often may the dice be rolled?

The challenge cards are explained in detail in the next section. You don't need to read through these explanations now. You can look at the explanations during the game.

Vortex value

Depending on the challenge card, the vortex die face has a certain value:

negative



zero




positive



Type of dice roll

There are three different ways to proceed after rolling all seven of the dice:



Four full rolls: You must use all seven dice in each new roll!

You may roll the dice up to four times in total. The score is determined by your last roll.



Any three rolls: After your first roll, you may pick up any of the dice (or even all of them) and roll them again. After that, you may pick up any of the seven dice again (including the ones you didn't include in your second roll) and roll them again. The score is determined after your final roll (which can be 1, 2, or 3 rolls).



Set aside after each roll: After the first roll, you must set aside at least one die, this die cannot be rolled again this turn. You may roll the remaining dice again. After each roll, you must set aside at least one more die until all the dice have been set aside. The final dice result is determined after your last roll.

Dice scoring

Your score is determined after your final roll. Sometimes certain dice results do not count, or count as negative. The value of the vortex is treated like any other number on the dice.

Total: The faces of all seven dice count.



Example: Yields 26

Example: Yields 20

Same number: Only the dice faces for which there are at least two of the same number count.



Example: Yields 23

Example: Yields 8

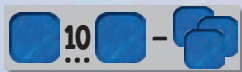
Same number minus remainder: Only the dice faces for which there are at least two of the same number count. The remaining dice are then subtracted.



Example: Yields 20

Example: Yields 16

Tens minus remainder: Only the dice faces that can be grouped to totals of 10 count. The remaining dice are then subtracted.



Example: Yields 14

Example: Yields 9

Two of a kind: Only the dice faces that occur in pairs count.



Example: Yields 20

Example: Yields 30

Two of a kind minus remainder: Only the dice faces that occur in pairs count. The remaining dice are then subtracted.



Example: Yields 10

Example: Yields 11

Three of a kind minus remainder: Only the dice faces that occur in triples count. The remaining dice are then subtracted.



Example: Yields 4

Example: Yields -5


Odd numbers: Only the dice faces with odd values count (1, 3 & 5).



Example: Yields 16

Example: Yields 21

Odd numbers minus remainder: Only the dice faces with odd values count (1, 3 & 5). The remaining dice are then subtracted.



Example: Yields 6

Example: Yields -5


Values shown minus remainder: Only the dice faces with the values of 4, 3, 2, and 1 count. The remaining dice are then subtracted.



Example: Yields -4

Example: Yields 2

Ascending values and vortices: The dice faces with the values 1, 2, 3, 4, 5, 6 count as long as they begin with 1 and form an ascending series without gaps.




Higher values that come after a gap do not count.

Example: Yields 3

Values that occur multiple times also count if the gapless series condition is met.

Example: (=10) Yields 8

Vortex values for the type of dice roll and scoring the dice:




If the challenge card has a “0” frozen on it, then you must set any dice bearing a vortex aside. You may not roll these dice again and they count as “0” in the final score.




You can choose which value from 0 to 6 the vortex should have. If you roll several vortices, you can choose their values independent of each other.

Example for three of a kind minus remainder: Yields 25



The background color already provides an indication: red usually means something not particularly good, green gives hope — but only if the scoring allows it.



About the author: Reiner Knizia, born in 1957, today lives in Munich. He holds a doctorate in mathematics and has published countless games both in Germany and abroad. His greatest achievements include the “Deutscher Spielepreis” (German Game Prize) in 1993, 1998, 2000 and 2003 and the “Game of the Year 2008” award (Game of the Year) for “Keltis”, which is based on “Lost Cities”. The author specializes in games offering extensive decision-making freedom, coupled with simple rules. KOSMOS has already published many of his games.

The author and publisher would like to thank all those who participated in the test games, rule reading, and creation of the game.

Author: Reiner Knizia

Graphic design (cover): Bluguy Grafikdesign

Graphic design (playing materials):

Sensit Communication GmbH

Editors: Bärbel Schmidts and Wolfgang Lüdtko

Technical product development: Carsten Engel

Translator: Birgit Irgang

Cover photo: AdobeStock 260763688

(African style ...) by art_of_sun

© 2021 Franckh-Kosmos

Verlags-GmbH & Co. KG

Pfizerstr. 5-7,

70184 Stuttgart

Telefon: +49 711 2191-0

Fax: +49 711 2191-199

info@kosmos.de

kosmos.de

All rights reserved.

MADE IN GERMANY

Distributed in North America by Thames & Kosmos,

LLC. Providence, RI 02903, USA

Phone: 800-587-2872; www.thamesandkosmos.com

Distributed in United Kingdom by Thames &

Kosmos UK LP. Cranbrook, Kent TN17 3HE, Phone:

01580 713000; www.thamesandkosmos.co.uk

© 2021 Thames & Kosmos, LLC, Providence, RI, USA

Thames & Kosmos® is a registered trademark of

Thames & Kosmos, LLC.

All rights reserved.

Art.-Nr. 680572

680572-01SPR-300421